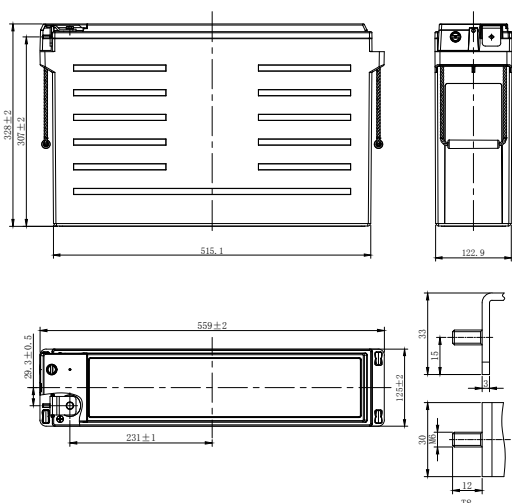


# PLH-PURE LEAD LONG STANDBY LIFE

## PLH210FT(A) (12V210Ah)



### CHARACTERISTICS

Item	Specifications	
Rated Voltage	12V	
Nominal Capacity (25°C)	C <sub>10</sub> , 1.80V/cell	210Ah
	C <sub>8</sub> , 1.75V/cell	210Ah
Dimension	Length	559mm (22.0inches)
	Width	125mm (4.92inches)
	Container Height	328mm (12.9inches)
	Total Height	328mm (12.9inches)
Approx Weight	60.5kg (133.4lbs)	
Terminal	T8(M6)	
Container Material	PC-ABS (UL94 V-0)	
Short-circuit current	4200A	
Internal Resistance (25°C)	Approx 2.9 mΩ (Fully charged)	
Operating Temp. Range	Discharge	-40~65°C (-40~149°F)
	Charge	-20~54°C (-4~129°F)
	Storage	-20~50°C (-4~122°F)
Nominal Operating Temp. Range	25±3°C (77±5°F)	
Max.Charging Current (25°C)	0.3C	
Charge voltage (25°C)	Standby Use	Equalization Use
	2.27±0.02V/cell	2.35-2.40V/cell
Temp. Coefficient	-3mV/cell/°C	-4mV/cell/°C
	40°C (104°F)	103%
Effect of temp. to Capacity	25°C (77°F)	100%
	0°C (32°F)	86%
	Self Discharge	PLH series batteries can be stored up to 24 months at 25°C(77°F). For higher temperatures the time interval will be shorter. Battery needs to be given a freshening charge when the OCV approach 2.10V/cell or when the maximum storage time is reached, whichever occurs first.

### DISCHARGE TABLE

Constant Current Discharge (Amperes) at 25°C (77°F)													
F.V/Time	10min	15min	20min	30min	45min	1h	2h	3h	4h	5h	8h	10h	20h
1.85V/cell	353.9	298.4	270.3	206.5	161.7	129.2	78.6	57.3	43.0	36.5	24.8	20.3	11.1
1.80V/cell	396.1	330.3	298.8	222.5	172.0	136.5	81.4	59.5	44.4	37.8	25.7	21.0	11.4
1.75V/cell	427.4	354.2	318.7	233.0	180.7	143.0	83.2	60.6	45.7	38.7	26.2	21.3	11.6
1.70V/cell	458.2	374.5	332.6	241.8	188.5	147.7	85.4	62.0	46.6	39.4	26.4	21.6	11.7
1.67V/cell	479.6	384.8	345.9	246.0	194.5	149.4	87.0	62.7	46.9	39.9	26.5	21.7	11.8
1.60V/cell	503.3	400.7	355.0	252.6	200.0	152.9	88.4	63.1	47.3	40.3	26.6	21.8	11.8
Constant Power Discharge (Watts/cell) at 25°C (77°F)													
F.V/Time	10min	15min	20min	30min	45min	1h	2h	3h	4h	5h	8h	10h	20h
1.85V/cell	674.0	578.0	526.2	409.5	319.8	256.2	157.1	114.5	86.4	73.6	49.5	41.3	22.3
1.80V/cell	745.9	635.0	574.8	439.0	337.8	268.8	161.7	118.4	88.9	75.7	50.5	42.4	22.9
1.75V/cell	799.5	676.0	610.0	462.3	352.3	279.8	164.5	120.3	90.7	77.1	51.5	42.9	23.3
1.70V/cell	843.7	708.6	630.0	481.0	365.2	287.6	168.2	122.5	92.3	78.4	52.4	43.3	23.4
1.67V/cell	864.2	725.0	655.0	488.0	374.8	289.3	170.5	123.5	92.8	79.2	53.0	43.4	23.5
1.60V/cell	882.6	750.8	669.0	500.0	378.2	293.9	172.1	124.0	93.2	79.5	53.1	43.6	23.6

# PLH-PURE LEAD LONG STANDBY LIFE

## PLH210FT(A) (12V210Ah)



### APPLICATIONS

- Telecommunication
- Railway signal
- Alarm and security system
- Power station systems
- Emergency power supply
- Electric Power System (EPS)
- Communication power supply

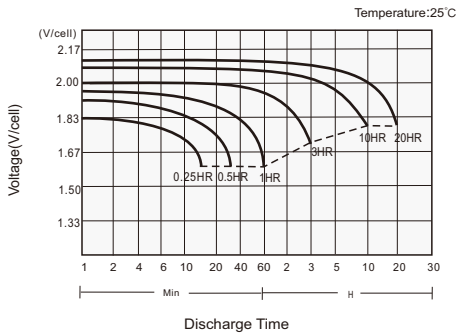
### GENERAL FEATURES

- 20 years design life (25°C)
- Utilizes TPPL technology. Thin positive grids and unique manufacturing process to maximize corrosion resistance and service life while increasing energy density
- High purity and superior quality AGM separators to reduce self discharge rates and float currents
- Case and cover are UL94 V-0 and highly resistant to shock, heat sealed and 100% tested to prevent leaks
- Front access design for easy installation and maintenance

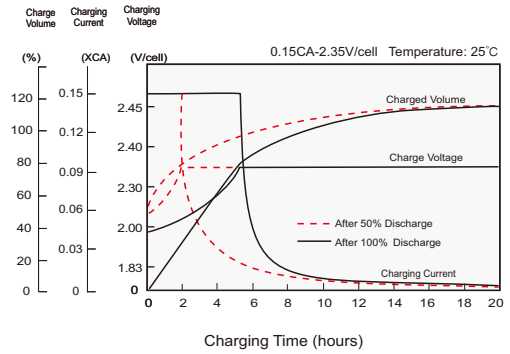
### STANDARDS

- Compliance with IEC 60896 standards
- Classified as "Very Long Life" according to Eurobat
- CE,UL Approved
- Manufactured in Leoch@IATF16949, ISO 45001,ISO 9001 and ISO 14001 certified production facilities

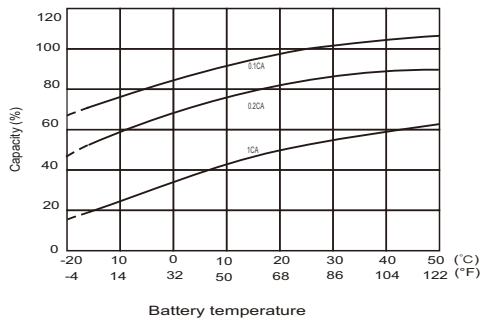
#### Discharge Characteristics



#### Charging Characteristics



#### Effects of Temperature on Capacity



#### Self Discharge Characteristics

