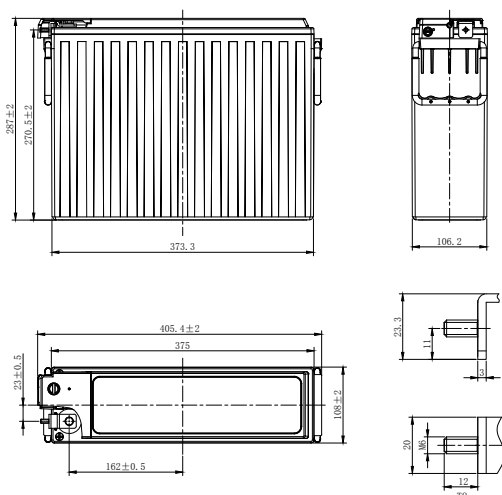


# PLH-PURE LEAD LONG STANDBY LIFE

## PLH100FT(A) (12V100Ah)



### CHARACTERISTICS

Item	Specifications	
Rated Voltage	12V	
Nominal Capacity (25°C)	C <sub>10</sub> , 1.80V/cell	100Ah
	C <sub>8</sub> , 1.75V/cell	100Ah
Dimension	Length	405.4mm (16.0inches)
	Width	108mm (4.25inches)
	Container Height	287mm (11.3inches)
	Total Height	287mm (11.3inches)
Approx Weight	30.8kg (67.9lbs)	
Terminal	T8(M6)	
Container Material	PC-ABS (UL94 V-0)	
Short-circuit current	2000A	
Internal Resistance (25°C)	Approx 4.5 mΩ (Fully charged)	
Operating Temp. Range	Discharge	-40~65°C (-40~149°F)
	Charge	-20~54°C (-4~129°F)
	Storage	-20~50°C (-4~122°F)
Nominal Operating Temp. Range	25±3°C (77±5°F)	
Max.Charging Current (25°C)	0.3C	
Charge voltage (25°C)	Standby Use	Equalization Use
	2.27±0.02V/cell	2.35-2.40V/cell
Temp. Coefficient	-3mV/cell/°C	
	40°C (104°F)	103%
Effect of temp. to Capacity	25°C (77°F)	100%
	0°C (32°F)	86%
	Self Discharge	PLH series batteries can be stored up to 24 months at 25°C(77°F). For higher temperatures the time interval will be shorter. Battery needs to be given a freshening charge when the OCV approach 2.10V/cell or when the maximum storage time is reached, whichever occurs first.

### DISCHARGE TABLE

Constant Current Discharge (Amperes) at 25°C (77°F)													
F.V/Time	10min	15min	20min	30min	45min	1h	2h	3h	4h	5h	8h	10h	20h
1.85V/cell	180.8	152.1	131.3	99.7	80.0	61.9	37.0	25.7	19.8	16.7	11.9	9.80	5.10
1.80V/cell	204.0	170.1	141.4	105.2	82.7	63.9	38.0	26.3	20.4	17.2	12.2	10.0	5.20
1.75V/cell	221.2	179.3	147.8	108.3	85.2	65.8	39.0	27.0	20.7	17.5	12.5	10.1	5.24
1.70V/cell	236.5	189.6	155.2	112.2	88.0	67.7	40.0	27.7	21.0	17.7	12.5	10.1	5.28
1.67V/cell	251.7	199.3	162.3	116.6	91.3	70.0	40.5	28.0	21.4	17.9	12.5	10.2	5.31
1.60V/cell	268.3	209.6	169.2	120.5	93.7	71.7	41.5	28.7	21.7	18.1	12.6	10.3	5.35
Constant Power Discharge (Watts/cell) at 25°C (77°F)													
F.V/Time	10min	15min	20min	30min	45min	1h	2h	3h	4h	5h	8h	10h	20h
1.85V/cell	343.1	290.4	252.7	194.0	158.3	122.8	74.2	51.8	39.7	33.6	23.7	19.9	10.4
1.80V/cell	380.8	321.1	269.4	203.5	162.3	126.0	75.2	53.5	40.7	34.5	24.1	20.0	10.6
1.75V/cell	408.7	335.3	279.3	207.7	166.1	128.9	76.2	54.1	41.2	34.9	24.3	20.0	10.6
1.70V/cell	430.4	350.2	290.4	213.5	170.5	131.8	77.2	54.7	41.7	35.2	24.5	20.1	10.7
1.67V/cell	453.6	364.4	301.1	220.8	176.0	135.5	77.6	54.9	42.2	35.6	24.6	20.1	10.7
1.60V/cell	470.5	375.2	308.8	225.4	178.8	137.7	78.0	55.1	42.6	35.7	24.7	20.2	10.7

# PLH-PURE LEAD LONG STANDBY LIFE

## PLH100FT(A) (12V100Ah)



### APPLICATIONS

- Telecommunication
- Railway signal
- Alarm and security system
- Power station systems
- Emergency power supply
- Electric Power System (EPS)
- Communication power supply

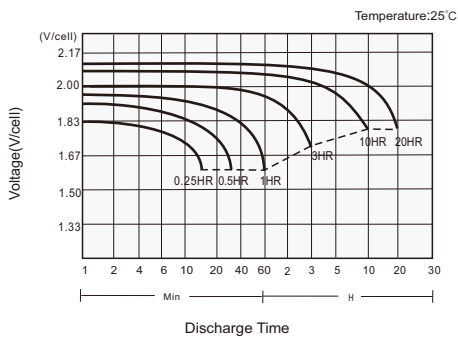
### GENERAL FEATURES

- 20 years design life (25°C)
- Utilizes TPPL technology. Thin positive grids and unique manufacturing process to maximize corrosion resistance and service life while increasing energy density
- High purity and superior quality AGM separators to reduce self discharge rates and float currents
- Case and cover are UL94 V-0 and highly resistant to shock, heat sealed and 100% tested to prevent leaks
- Front access design for easy installation and maintenance

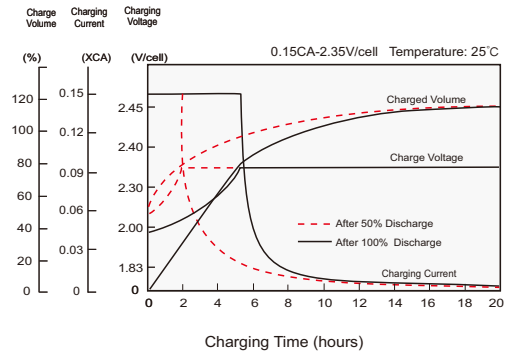
### STANDARDS

- Compliance with IEC 60896 standards
- Classified as "Very Long Life" according to Eurobat
- CE,UL Approved
- Manufactured in Leoch@IATF16949, ISO 45001,ISO 9001 and ISO 14001 certified production facilities

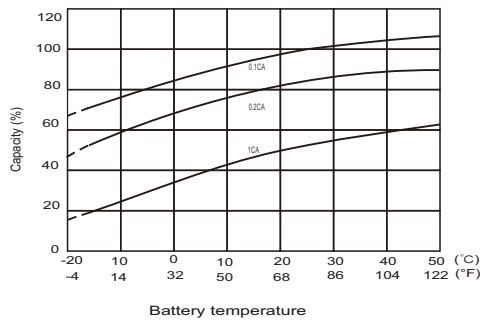
#### Discharge Characteristics



#### Charging Characteristics



#### Effects of Temperature on Capacity



#### Self Discharge Characteristics

