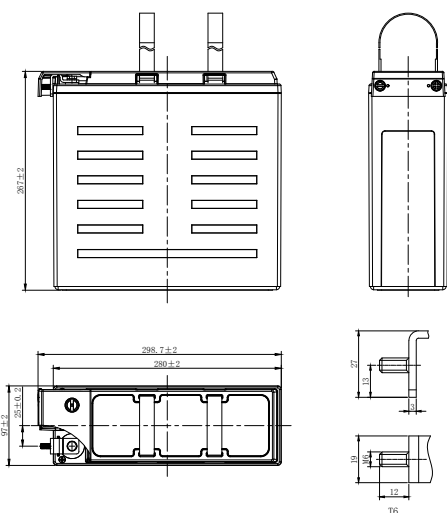


PLH-PURE LEAD LONG STANDBY LIFE

PLH62FT(A) (12V62Ah)



CHARACTERISTICS

Item	Specifications	
Rated Voltage	12V	
Nominal Capacity (25°C)	C ₁₀ , 1.80V/cell	62Ah
	C ₈ , 1.75V/cell	62Ah
Dimension	Length	298.7mm (11.8inches)
	Width	97mm (3.82inches)
	Container Height	267mm (10.5inches)
	Total Height	267mm (10.5inches)
Approx Weight	19.1kg (42.1lbs)	
Terminal	T6(M6)	
Container Material	PC-ABS (UL94 V-0)	
Short-circuit current	1240A	
Internal Resistance (25°C)	Approx 5.6 mΩ (Fully charged)	
Operating Temp. Range	Discharge	-40~65°C (-40~149°F)
	Charge	-20~54°C (-4~129°F)
	Storage	-20~50°C (-4~122°F)
Nominal Operating Temp. Range	25±3°C (77±5°F)	
Max.Charging Current (25°C)	0.3C	
Charge voltage (25°C)	Standby Use	Equalization Use
	2.27±0.02V/cell	2.35-2.40V/cell
Temp. Coefficient	-3mV/cell/°C	
	-4mV/cell/°C	
Effect of temp. to Capacity	40°C (104°F)	103%
	25°C (77°F)	100%
	0°C (32°F)	86%
Self Discharge	PLH series batteries can be stored up to 24 months at 25°C(77°F). For higher temperatures the time interval will be shorter. Battery needs to be given a freshening charge when the OCV approach 2.10V/cell or when the maximum storage time is reached, whichever occurs first.	

DISCHARGE TABLE

Constant Current Discharge (Amperes) at 25°C (77°F)													
F.V/Time	10min	15min	20min	30min	45min	1h	2h	3h	4h	5h	8h	10h	20h
1.85V/cell	120.4	99.4	85.4	65.7	48.5	38.3	21.8	15.5	12.2	10.2	7.40	6.05	3.16
1.80V/cell	134.3	109.2	91.5	69.4	51.0	39.7	22.8	16.3	12.8	10.6	7.60	6.20	3.22
1.75V/cell	142.4	114.3	95.4	71.6	52.4	40.8	23.5	16.6	13.1	10.8	7.75	6.27	3.26
1.70V/cell	150.0	119.1	98.4	73.7	53.5	41.5	23.8	16.9	13.3	11.0	7.80	6.34	3.29
1.67V/cell	162.6	126.5	103.0	75.6	54.3	42.2	24.2	17.2	13.5	11.2	7.86	6.41	3.32
1.60V/cell	171.4	131.9	106.9	77.7	55.4	42.9	24.6	17.3	13.6	11.3	7.91	6.41	3.34

Constant Power Discharge (Watts/cell) at 25°C (77°F)													
F.V/Time	10min	15min	20min	30min	45min	1h	2h	3h	4h	5h	8h	10h	20h
1.85V/cell	228.5	190.1	164.4	128.8	96.0	75.9	43.5	31.2	24.7	20.7	14.4	12.3	6.45
1.80V/cell	250.7	206.1	174.3	134.2	100.2	78.2	45.3	32.5	25.7	21.5	14.8	12.6	6.57
1.75V/cell	263.2	213.7	180.3	137.4	102.2	80.0	46.4	33.2	26.2	21.9	15.0	12.7	6.61
1.70V/cell	273.0	220.0	184.1	140.2	103.7	80.9	46.9	33.7	26.6	22.2	15.3	12.8	6.65
1.67V/cell	293.0	231.3	191.1	143.2	104.9	82.0	47.5	34.0	26.9	22.4	15.4	12.9	6.70
1.60V/cell	300.6	236.2	195.1	145.4	105.8	82.6	47.9	34.2	27.0	22.6	15.5	12.9	6.74

PLH-PURE LEAD LONG STANDBY LIFE

PLH62FT(A) (12V62Ah)



APPLICATIONS

- Telecommunication
- Railway signal
- Alarm and security system
- Power station systems
- Emergency power supply
- Electric Power System (EPS)
- Communication power supply

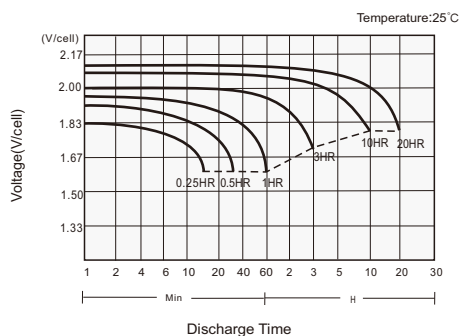
GENERAL FEATURES

- 20 years design life (25°C)
- Utilizes TPPL technology. Thin positive grids and unique manufacturing process to maximize corrosion resistance and service life while increasing energy density
- High purity and superior quality AGM separators to reduce self discharge rates and float currents
- Case and cover are UL94 V-0 and highly resistant to shock, heat sealed and 100% tested to prevent leaks
- Front access design for easy installation and maintenance

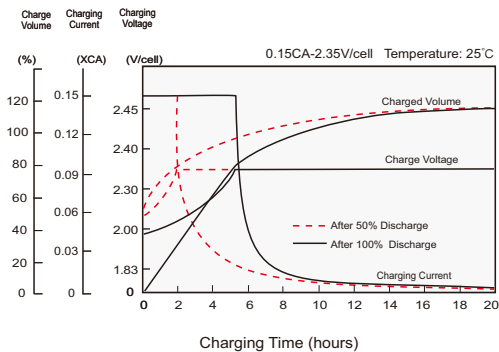
STANDARDS

- Compliance with IEC 60896 standards
- Classified as "Very Long Life" according to Eurobat
- CE,UL Approved
- Manufactured in Leoch@IATF16949, ISO 45001,ISO 9001 and ISO 14001 certified production facilities

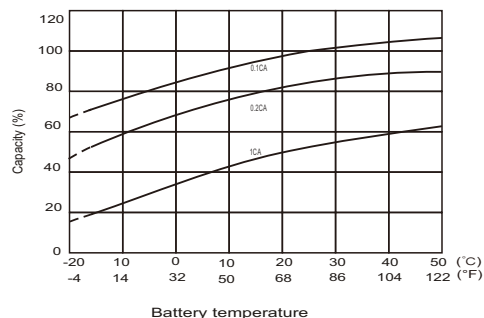
Discharge Characteristics



Charging Characteristics



Effects of Temperature on Capacity



Self Discharge Characteristics

