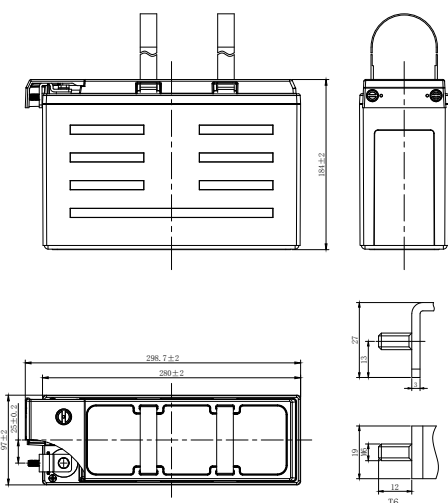


PLH-PURE LEAD LONG STANDBY LIFE

PLH40FT(A) (12V38Ah)



CHARACTERISTICS

Item	Specifications	
Rated Voltage	12V	
Nominal Capacity (25°C)	C ₁₀ , 1.80V/cell	38Ah
	C ₈ , 1.75V/cell	38Ah
Dimension	Length	298.7mm (11.8inches)
	Width	97mm (3.82inches)
	Container Height	184mm (7.24inches)
	Total Height	184mm (7.24inches)
Approx Weight	12.5kg (27.6lbs)	
Terminal	T6(M6)	
Container Material	PC-ABS (UL94 V-0)	
Short-circuit current	760A	
Internal Resistance (25°C)	Approx 6 mΩ (Fully charged)	
Operating Temp. Range	Discharge	-40~65°C (-40~149°F)
	Charge	-20~54°C (-4~129°F)
	Storage	-20~50°C (-4~122°F)
Nominal Operating Temp. Range	25±3°C (77±5°F)	
Max.Charging Current (25°C)	0.3C	
Charge voltage (25°C)	Standby Use	Equalization Use
	2.27±0.02V/cell	2.35-2.40V/cell
Temp. Coefficient	-3mV/cell/°C	-4mV/cell/°C
	40°C (104°F)	103%
Effect of temp. to Capacity	25°C (77°F)	100%
	0°C (32°F)	86%
	Self Discharge	PLH series batteries can be stored up to 24 months at 25°C(77°F). For higher temperatures the time interval will be shorter. Battery needs to be given a freshening charge when the OCV approach 2.10V/cell or when the maximum storage time is reached, whichever occurs first.

DISCHARGE TABLE

Constant Current Discharge (Amperes) at 25°C (77°F)													
F.V/Time	10min	15min	20min	30min	45min	1h	2h	3h	4h	5h	8h	10h	20h
1.85V/cell	77.7	64.2	55.1	42.7	31.7	24.7	15.9	10.6	8.50	6.63	4.57	3.72	2.08
1.80V/cell	86.7	70.5	59.0	44.8	32.9	25.6	16.1	10.7	8.56	6.80	4.66	3.80	2.12
1.75V/cell	91.9	73.7	61.6	46.2	33.8	26.3	16.2	10.8	8.59	6.96	4.75	3.86	2.15
1.70V/cell	96.7	76.8	63.5	47.5	34.5	26.8	16.4	10.9	8.63	7.09	4.80	3.86	2.17
1.67V/cell	104.9	81.6	66.5	48.8	35.1	27.2	16.5	11.0	8.65	7.20	4.86	3.94	2.18
1.60V/cell	110.6	85.1	69.0	50.0	35.7	27.4	16.6	11.1	8.69	7.31	4.93	3.97	2.26

Constant Power Discharge (Watts/cell) at 25°C (77°F)													
F.V/Time	10min	15min	20min	30min	45min	1h	2h	3h	4h	5h	8h	10h	20h
1.85V/cell	147.4	122.8	106.0	83.1	62.6	49.0	31.8	21.2	17.1	13.4	9.26	7.58	4.25
1.80V/cell	161.9	133.1	112.4	86.6	64.7	50.4	32.0	21.4	17.1	13.7	9.40	7.72	4.32
1.75V/cell	169.8	137.8	116.4	88.6	65.9	51.6	32.0	21.5	17.2	13.9	9.57	7.80	4.36
1.70V/cell	176.0	141.9	118.8	90.4	66.9	52.2	32.3	21.7	17.2	14.2	9.66	7.79	4.40
1.67V/cell	189.0	149.2	123.4	92.4	67.8	52.8	32.4	21.7	17.2	14.4	9.76	7.92	4.41
1.60V/cell	194.0	152.4	126.0	93.5	68.2	52.7	32.4	21.8	17.2	14.5	9.82	7.94	4.57

PLH-PURE LEAD LONG STANDBY LIFE

PLH40FT(A) (12V38Ah)



APPLICATIONS

- Telecommunication
- Railway signal
- Alarm and security system
- Power station systems
- Emergency power supply
- Electric Power System (EPS)
- Communication power supply

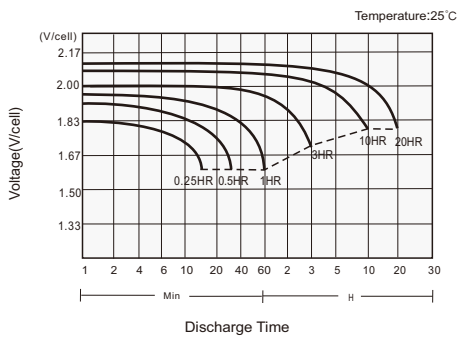
GENERAL FEATURES

- 20 years design life (25°C)
- Utilizes TPPL technology. Thin positive grids and unique manufacturing process to maximize corrosion resistance and service life while increasing energy density
- High purity and superior quality AGM separators to reduce self discharge rates and float currents
- Case and cover are UL94 V-0 and highly resistant to shock, heat sealed and 100% tested to prevent leaks
- Front access design for easy installation and maintenance

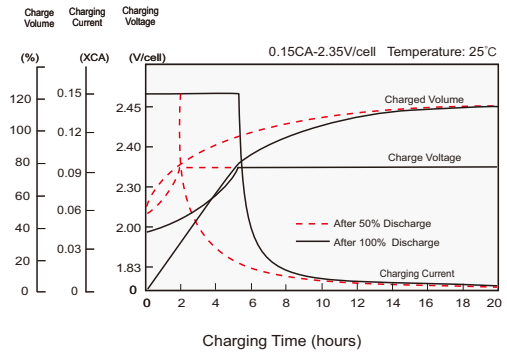
STANDARDS

- Compliance with IEC 60896 standards
- Classified as "Very Long Life" according to Eurobat
- CE,UL Approved
- Manufactured in Leoch@IATF16949, ISO 45001,ISO 9001 and ISO 14001 certified production facilities

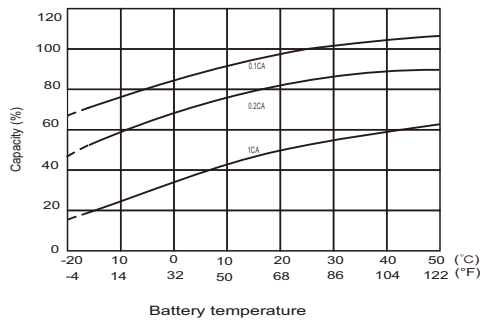
Discharge Characteristics



Charging Characteristics



Effects of Temperature on Capacity



Self Discharge Characteristics

